



GSV6705 Product Brief

4 In to 1 Out HDMI 2.1 Repeater with Embedded MCU

General Description

Gscoolink GSV6705 is a high-performance, low-power 4 In to 1 Out HDMI 2.1 repeater. By integrating enhanced microcontroller based on RISC-V, GSV6705 has created a cost-effective solution that provides time-to-market advantages. HDMI Receiver and HDMI Transmitter support up to 48Gbps (FRL, 12G/4Lane). The superior architecture of GSV6705 provides economical smaller footprint solutions using QFN124, targeting applications of Consumer Switch and KVM.

HDMI Receiver Features

- Compliant with HDMI 2.1, HDMI 2.0b, HDMI 1.4b
- Compliant with HDCP 2.2/2.3 and HDCP 1.4 in repeater/receiver mode
- Data rate up to 48Gbps (FRL 12Gbps/4 Lane)
- Programmable Adaptive Equalization
- Support High Dynamic Range (HDR) and Dynamic/Static Metadata
- Support Variable Refresh Rate (VRR), FreeSync, G-Sync
- Support ALLM
- Support Forward Error Correction (FEC)
- Support DSC pass-through for compressed input timing
- Embedded arbitrary EDID (up to 512 bytes)
- 5V tolerance on DDC/HPD pins

HDMI Transmitter Features

- Compliant with HDMI 2.1a, HDMI 2.0b, HDMI 1.4b
- Compliant with HDCP 2.2/2.3 and HDCP 1.4
- Data rate up to 48Gbps (FRL 12Gbps/4 Lane)
- Programmable Voltage Swing, Slew-Rate and Pre-emphasis
- Support AC-coupling on TMDS input/output

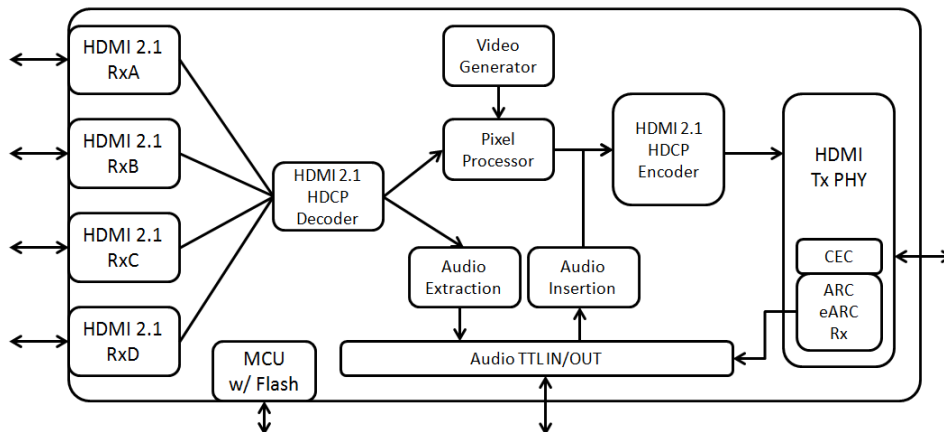
- Support Color Space Converter in TMDS mode
- Support HDR (HDR10/HDR10+/Dolby Vision/HLG)
- Support Variable Refresh Rate (VRR), FreeSync, G-Sync
- Support ALLM
- Support DSC encoded stream pass-through from HDMI input
- Hardware CEC Engine for Low Level protocol decoding
- 5V tolerance on DDC/HPD/CEC pins
- Support eARC Rx to I2S/SPDIF audio extraction in HDMI 2.1a

Audio Input/Output Features

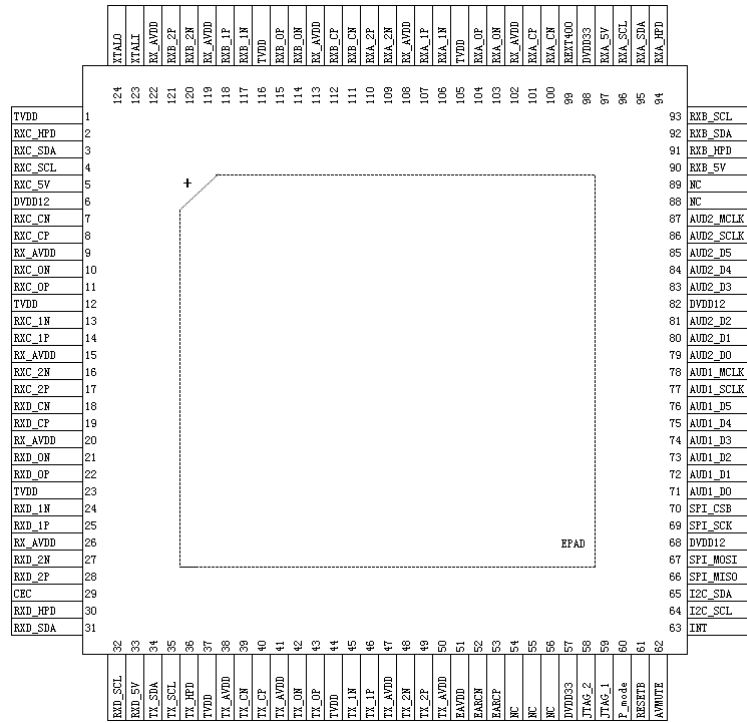
- I2S and SPDIF Audio Extraction from HDMI Rx
- I2S and SPDIF Audio Extraction from downstream ARC /eARC
- I2S/SPDIF Audio Insertion to HDMI Tx
- SPDIF/I2S/HBR/DSD/TDM Format Supported for Audio Extraction and Insertion
- SPDIF to I2S Conversion using single Bi-directional TTL bus

System Features

- Optional External MCU (via I2C)/ Internal MCU mode
- Embedded MCU and External Flash
- External pins of Flash QSPI interface
- External 25MHz Crystal required
- Available Pins for UART/Timer/GPIO control from embedded MCU
- Mailbox feature for external MCU access on chip function status
- Temperature Sensor Monitoring Circuit

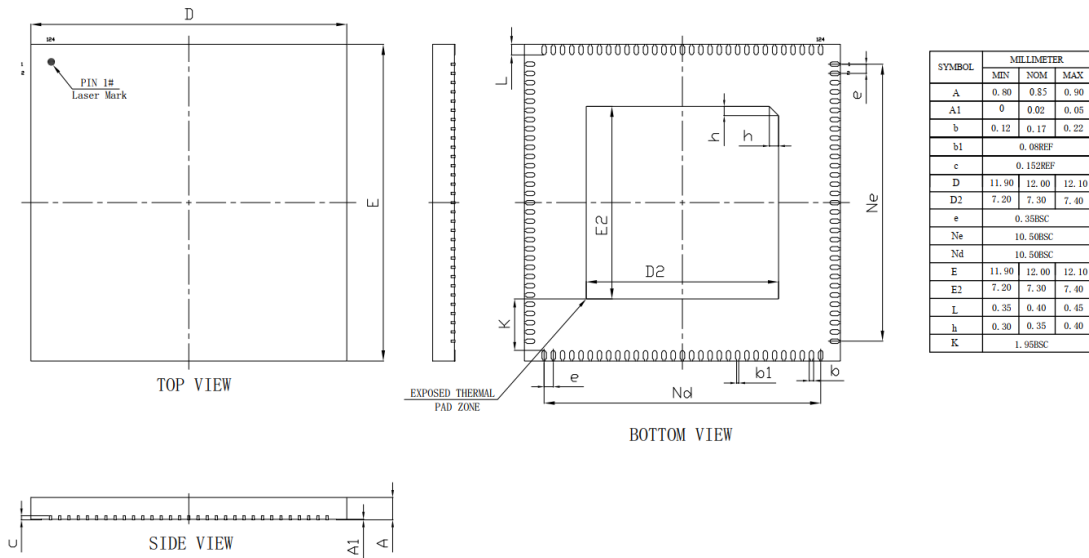


Pin Description



GSV6705 QFN124 Pin Diagram

Package Information



Package Dimensions (QFN124)